

POWER LINK ENGINEERS LLP

(LLP Identification No.: AAF - 6754)

SUPPLY | INSTALLATION |
MAINTENANCE | ALL TYPES OF ELEVATORS

Head Office : Plot No. 3, Kathe Industrial Estate,
Tigraniya Road, Dwarka, Nashik - 422011.
M.: +91 98600 98358, +91 98600 98360
E-mail.- info@powerlinkengg.com
Website : www.powerlinkengg.com

Works : D-89, Ambad M.I.D.C. Area, Nashik - 422010
M.: +91 98600 98353, Ph.: 0253-2388355

BRANCHES

Jalgaon : D-45, Chhatrapati Shivaji Stadium
Complex, Jalgaon - 425 001.
M. +91 88888 76455, Ph.: 0257-2236911

Akola : F-2, Kalpana Kalpvruksha, Raut Wadi, Jathar
Peth, Akola - 444 005.
M.: +91 98600 98359, Ph.: 0724-2410576

Khamgaon : Shop No. 8, Nand Tower,
Nandura Road, Khamgaon- 444303.
M.: +91 88888 99863

SERVICE CENTRES

Aurangabad | Malegaon | Dhule | Nandurbar | Amravati,
Sangamner | Shegaon | Buldhana | Bhusawal



An ISO 9001-2015 Company



Experience World Class
Quality Elevators

With Domestic Engineering Support



Rise with Powerlink

Our passion and commitment for elevator solutions has rapidly grown since the last 2 decades. We have successfully installed more than 4,000 lifts in numerous fields. These include elevators for commercial complexes, residential buildings, bungalows, hospitals, institutes, nursing homes, hotels, industries, and automobiles.

Our mission is to deliver competitive pricing, good value for money, Excellent Quality while maintaining timely delivered service. We create solutions making sure the buildings and cities are more safer, more sustainable, and more comfortable.

6 Core Principles that shape our work



Innovation



Efficiency



Trust



Commitment



Aesthetics



Service

PASSENGER LIFT

Essentially designed for mid-rise buildings and residential projects. PowerLink comes with the utmost class and sophistication in this segment. Offering safer, smoother and more comfortable ride for the building users.

Specifications	
Speed	0.6 MPS TO 2 MPS
Max. Capacity	30 People
Max. Travel	100 M
No. of Stops	30



ELEGANT LOOK



HIGH SAFETY



COMPACT DESIGN



GEARED / GEARLESS



EASY TO CLEAN
WALL/FLOOR MATERIALS



MACHINE ROOM
(OPTIONAL)

HOME LIFT

Enhance your homes with PowerLinks' exceptional & efficient home lifts. Our elevators are fully customizable according to your required style and accessibility.

Specifications	
Speed	0.4 MPS
Max. Capacity	5 People
Max. Travel	12 M
No. of Stops	4



CUSTOMIZABLE INTERIOR



NO MACHINE ROOM



SINGLE PHASE
GEARLESS



LOW POWER
CONSUMPTION



COMPACT DESIGN




SPECIAL FACILITIES





HOSPITAL LIFT


Ideal for secure movement of patients, patient beds, medical equipments and all the important medical staff. We offers an extensive range of load capacities to suit various requirements of a modernly equipped hospital.


Specifications	
Speed	0.3 MPS TO 2 MPS
Max. Capacity	30 People
Max. Travel	100 M
No. of Stops	31


- 

EASY TO CLEAN
WALL/FLOOR MATERIALS
- 

ACCURATE LEVELING
FOR EASY ENTRY
- 

BOTH SIDE ENTRY
- 

ADJUSTABLE DOOR
OPENING/CLOSING TIME
- 

24/7 SERVICE
- 


HIGH SAFETY





CAPSULE LIFT


The most prime elevation solutions for the exterior face of the building or in the lobby or at a place where it can enhance the elevation and look of building.


Specifications	
Speed	0.6 MPS TO 2 MPS
Max. Capacity	20 People
Max. Travel	100 M
No. of Stops	31


- 

ELEGANT LOOK
- 

LUXURIOUS DESIGNS
- 

EASY TO CLEAN
WALL/FLOOR MATERIALS
- 

ADJUSTABLE DOOR
OPENING/CLOSING TIME
- 

CUSTOMIZABLE INTERIOR
- 


HIGH SAFETY





GOODS LIFT


Extremely sturdy and rugged for goods weighted up to 5000 Kgs. Shopping malls, airports, warehouses, hospitals, hotels, industrial plants, & offices are ideal for these powerful and high-performance goods elevator.


Specifications	
Speed	0.5 MPS TO 1.00 MPS
Max. Capacity	5000 Kg
Max. Travel	60 M
No. of Stops	21


- 

HUGE LOAD CAPACITIES
- 

BOTH SIDE ENTRY
- 

ACCURATE LEVELING FOR EASY LOADING
- 

ADJUSTABLE DOOR OPENING/CLOSING TIME
- 

HIGH SAFETY
- 


EASY TO CLEAN WALL/FLOOR MATERIALS





CAR LIFT


Designed for smooth and swift vertical movement of cars in residential / commercial buildings, car showrooms, garages, and other areas. PowerLink provides a wide range of solutions for your requirement.


Specifications	
Speed	0.5 MPS TO 1.00 MPS
Max. Capacity	5000 Kg
Max. Travel	60 M
No. of Stops	21


- 

HIGH SAFETY
- 

BOTH SIDE ENTRY
- 

ACCURATE LEVELING FOR EASY LOADING
- 

EASY TO CLEAN WALL/FLOOR MATERIALS
- 

ADJUSTABLE DOOR OPENING/CLOSING TIME
- 

CUSTOMIZABLE DESIGN

Exterior



MS COLLAPSIBLE
DOORS



MS IMPERFORATED
DOORS



MS SWING
DOORS



MS TELESCOPIC
MANUAL DOORS



MS TELESCOPIC
AUTO DOORS



SS TELESCOPIC
AUTO DOORS



MS CENTER OPENING
AUTO DOORS



SS CENTER OPENING
AUTO DOORS



SS GLASS BIG
VISION AUTO DOORS

Interior



COP / LOP

Smooth, elegant and stylish LOPs/COPs to make your experience more exclusive.



CABIN

Sophisticated stainless steel designs that enhance the look of the elevators.



FALL CEILING

Lavish Fall Ceiling options in a wide range to suit your interior styles and ambience.



FLOORING

Beautiful floorings matching all international standards. Easy to clean and maintain.



AMENITIES

Comes with advanced technology such as fingerprint scanners, overload sensors & intercom facility.